



**SOLID
SENSE
RANGE**™



Strongpoint Composite Doors™

Outlook | Highpoint | Flowfold | Smartsash | **Strongpoint** | Sanctuary | Viewpoint

WHY YOU SHOULD INSIST ON



Your front entrance door is the first impression anyone gets of you and your sense of style, so it's well worth investing in a stunning, high quality door.

With a Strongpoint residential door, the beauty is more than skin deep. Good looking, definitely, but underneath that, there's robust security and fantastic weather resistance. These doors are designed for the real world: they're tough, they're durable and they're secure, and that's a very attractive set of qualities.

There are hundreds of possible combinations of design and colour. Add to that a vast range of handles and accessories from the sleek and simple to real statement pieces. Your new door can be as individual as you are, and every bit as special. No wonder then that more and more people are insisting on a Strongpoint door.

Designed with **Security in Mind**

A massive 67% of burglaries are through a door, so fitting a high security door is essential.





Manufactured from GRP (Glass Reinforced Plastic), our doors are compression moulded to give a high definition panel design with an authentic timber appearance which is unaffected by variations in temperature.

The stiles and rails are composed of a water resistant polymer which are bonded to the skin and then filled with an insulating core of 100% CFC- free polyurethane.

The main benefits of the door are:

- > The door is 9 times more thermally efficient than a timber door
- > Through-colour GRP, UV stable skin, meaning no painting or maintenance needed
- > Manufactured from high impact resistant materials to offer high levels of security
- > Hung into a fully reinforced 70mm profile outerframe
- > Standard glazing sizes and a range of stunning decorative glass available

- 1 GRP Door Slab**
- 2 TriSys Glazing Cassette**
- 3 White Edge-Banding**
- 4 Decorative Glass Panel**
- 5 Post Office Compliant Letterplate**
- 6 High-Security Multi-Point Lock**
- 7 Security Handle**
- 8 ColorLine Frame**



So what do you want from your door?

We've looked at the most common requirements and have listed them here for you, as a check list:



Appearance

Your door must look good and be aesthetically pleasing. Think about:

- > **Door Style**
- > **Door Colour**
- > **Choice of Decorative Glass**



Security

All important in protecting your home from unwanted visitors. You need:

- > **Impact resistant GRP with rigid polymer subframe**
- > **High-density polyurethane foam core**



Weatherproof

A must to keep the elements at bay! It must have:

- > **A waterproof door leaf**
- > **A high performance, weather resistant, glazing system**
- > **Weather performance, proven to BS6375 - 1 Classification, for weather tightness, air, wind and water**



Heat Insulation

Keeping your home insulated and your bills down. You require:

- > **A high performance insulating core**
- > **High performance insulated glass units**
- > **A door that exceeds Approved Document L of the Building Regulation requirements**



Sound Insulation

Protecting you from external noise. It must have:

- > **Baffling against noise with a high performance insulating core**
- > **At least Outdoor-Indoor Transmission Class (OITC): 26db**
- > **At least Sound Transmission Class (STC): 29db**



Durable

A door with pedigree - tried and tested for over 20 years. It needs:

- > **Strength from its construction**
- > **High impact resistant door skins**
- > **Stability, whatever the weather conditions**



Ultion Locks

Ultion is the business. It's a TS007 3-star, Sold Secure Diamond rated cylinder made by Brisant-Secure. And it's different - with a molybdenum core that's stronger than iron. Ultion has superb attack resistance and yet it's a doddle to operate. It's exactly what homeowners want.

THE £1,000 GUARANTEE

The makers of Ultion are confident that their lock cylinders are the ultimate. They're offering £1,000 to anyone whose home is broken into because intruders have defeated the Ultion cylinder. We all know the lock is going to stand up to the challenge - and so does the homeowner. But that £1,000 can offer extra reassurance.

Ultion is a game changer.

Door Colours

Our doors are available in a range of 8 standard and 38 premium colours. We also have the ability to match RAL or BS colours.*

*At an additional cost



Door Styles

We offer our doors in a variety of glazing configurations, so whether you are looking for high levels of light, a more secure environment or you are wanting to replicate an existing door, we should have the style you need. Sidelights and toplights (see page 34) can also be used in combination with the doors illustrated and some styles can be used for French Door applications.

Traditional Door Styles



Pages 6 - 21

With a Strongpoint residential door, the beauty is more than skin deep. Good looking, definitely, but underneath that, there's robust security and fantastic weather resistance. These doors are designed for the real world: they're tough, they're durable and they're secure, and that's a very attractive set of qualities.

Contemporary Door Styles



Pages 22 - 33

Our Urban range of contemporary doors is setting new standards in modern, upmarket entrances allowing for a unique, clean, authentic style that's customised for each individual home. The Urban Links door use the Links 'smooth' door blank which are glazed using a brand new contemporary chamfered cassette system in a choice of aluminium or colour-matched finishes.

Frame Options



PVCu Frame Standard smooth white PVC outer frame.



Foiled Frame Colour matched foiled outer frame. Available in white, chartwell, anthracite, golden oak and rosewood.



ColorLine Frame Available as a traditional mechanical joint, colour matched to the door with a premium grained foil at an additional cost.



* Not available as 'Links' smooth





With a Strongpoint residential door, the beauty is more than skin deep. Good looking, definitely, but underneath that, there's robust security and fantastic weather resistance. These doors are designed for the real world: they're tough, they're durable and they're secure, and that's a very attractive set of qualities.

Traditional Door Styles



Rowland
Pages 8 - 9



Hankinson 3
Pages 10 - 11



Hankinson 1
Pages 10 - 11



Hankinson Grid
Pages 10 - 11



Bentley 4
Pages 12 - 13



Bentley 2
Pages 12 - 13



Bentley Solid
Pages 12 - 13



Applebee
Pages 14 - 15



Applebee Grid
Pages 14 - 15



Ellaby
Pages 16 - 17



Ellaby Grid
Pages 16 - 17



Charles
Page 18



Charles Solid
Page 18



Harvey
Page 20



Ruby Oblong
Pages 21



Ruby Diamond
Pages 21



Ruby Diamond 3
Pages 21



Ruby Solid
Pages 21

Rowland

This classic four panel door design is probably the most popular style and would grace any home, being suitable for many decorative glass designs.



Rowland | Chartwell | Classic

Rowland | Anthracite | Reflections



Rowland | Cotswold | Prairie



Rowland | Golden Oak | Elegance



Rowland | Very Berry | Flair



Rowland | Diablo | Modena



Rowland | Stormy Seas | Linear



Rowland | Clay | Kensington



Rowland | Azure | Matrix



Rowland | Black | Zinc Star



Shown with
ColorLine
matching frame
See page 5

Hankinson

A very traditional and popular door style with its appealing and elegant 'half moon' arched top. For greater privacy, all glazing styles are available as a Hankinson 1.



Hankinson 3 | Very Berry | Prairie



Hankinson 3 | Blue | Kensington



Hankinson 3 | Diablo | Elegance



Hankinson 3 | Moonshine | Zinc Star



Hankinson 3 | Stormy Seas | Reflections



Hankinson 3 | Rosewood | Classic



Hankinson 3 | Anthracite | Matrix



Hankinson 1 | Clay | Dorchester Amber



Hankinson Grid | Chartwell | Textured Glass



Shown with
ColorLine
matching frame
See page 5

Bentley

An appealing and traditional look that lets the design of decorative glass flow through from the lower to the higher level, providing an attractive ensemble to the 6 panel door.



Bentley 4 | Slate | Flair

Bentley 4 | Chartwell | Reflections



Bentley 4 | Black | Elegance



Bentley 4 | Golden Oak | Classic



Bentley 4 | Clay | Zinc Star



Bentley 4 | Azure | Kensington



Bentley 4 | Anthracite | Modena



Bentley 4 | Moonshine | Prairie



Bentley 4 | Very Berry | Matrix



Bentley 2 | Diablo | Flair



Shown with
ColorLine
matching frame
See page 5

Applebee

A beautiful option for a front door with its gracefully arched large glazing that allows plentiful light and a full display of decorative glass.



Shown with
ColorLine
matching frame
See page 5

Applebee | Clay | Reflections

Applebee | Very Berry | Reflections



Applebee | Black | Modena



Applebee | Azure | Classic



Applebee | Slate | Prairie



Applebee | Cotswold | Elegance



Applebee | Stormy Seas | Zinc Star




Applebee | Rosewood | Kensington



Applebee | Diablo | French



Applebee Grid | Green | Textured Glass



Shown with
ColorLine
matching frame
See page 5

Ellaby

Ever popular as a front or back door option, the Ellaby provides excellent light and space for decorative glass to be displayed.



Ellaby | Stormy Seas | Linear

Ellaby | Clay | Reflections




Ellaby | Rosewood | Elegance



Ellaby | Black | Prairie



Ellaby | Very Berry | Kensington



Ellaby | Diablo | Montreal



Ellaby | Anthracite | Linear



Ellaby | White | Enclosed Venetian Blind*



Ellaby Grid | Golden Oak | Textured Glass



Control light and privacy with instant fingertip control when you select an integrated door blind. This Venetian blind is cleverly encapsulated within the insulated glass cavity of this door to provide a zero maintenance blind. The blind can be raised, lowered and easily tilted using the unobtrusive fingertip control on the edge of the frame. Say goodbye to tiresome dusting and hello to a beautifully controlled environment you'll love!

Shown with white foiled frame

* Only available in White

Charles

Reminiscent of the door styles of the 1930's, the Charles door is available as a solid door option as well as a glazed version.



Shown with
ColorLine
matching frame
See page 5

Charles | Moonshine | Simplicity

Charles | Stormy Seas | Reflections



Charles | Green | Dorchester Green



Charles | Diablo | Montreal



Charles | Anthracite | Simplicity



Charles | Cotswold | Prairie



Charles | Rosewood | Solid





Harvey

Beautifully traditional, this 3-Quarter glazed door allows light to flood in and create a wonderful feeling of space.



Shown with
ColorLine
 matching frame.
 See page 5

Harvey | Chartwell | Reflections



Harvey | Very Berry | Modena




Harvey | Black | Simplicity



Harvey | Slate | Matrix



Harvey | Clay | Kensington



Harvey | Green | Montreal



Ruby

Quite possibly the oldest style of door, with its traditional planked-effect that has always been popular in adding an aged feel to a property.



Ruby Oblong | Clay with Black Frame | Prairie


Ruby Oblong | Red | Kensington



Ruby Oblong | Chartwell | Elegance



Ruby Square | Stormy Seas | Simplicity



Ruby Diamond | Golden Oak | Bullseye



Ruby Diamond 3 | Anthracite | Bullseye



Ruby Solid | Very Berry







Our Urban range of contemporary doors is setting new standards in modern, upmarket entrances allowing for a unique, clean, authentic style that's customised for each individual home. The Urban Links door uses the Links 'smooth' door blank which are glazed using a brand new contemporary chamfered cassette system in a choice of aluminium or colour-matched finishes.

Contemporary Door Styles



Nicholas Offset
Pages 24 - 25



Nicholas Centre
Pages 24 - 25



Nicholas Solid
Pages 24 - 25



Jamelia 3
Pages 26 - 27



Jamelia 4
Pages 26 - 27



Steadman
Page 28



Ross
Page 29



Urban Augusta
Pages 30 - 31



Urban Augusta Long
Pages 30 - 31



Urban Oakmont
Pages 30 - 31



Urban Seminole
Pages 30 - 31



Urban Vitamoura
Pages 30 - 31



Inox Barcelona
Pages 32 - 33



Inox Nice
Pages 32 - 33



Inox Munich
Pages 32 - 33



Inox Lyon
Pages 32 - 33



Inox Biarritz
Pages 32 - 33



Inox Monaco
Pages 32 - 33

Nicholas

With its contemporary linear etched detailing, the Nicholas is a stunning door available with contemporary glazing detail or as a solid door option.



Nicholas Offset | Slate | Matrix

Shown with
ColorLine
matching frame
See page 5

Nicholas Offset | Clay | Linear



Nicholas Centre | Black | Kensington



Nicholas Offset | Stormy Seas | Tahoe Black



Nicholas Centre | Anthracite | Prairie



Nicholas Offset | Golden Oak | Etch Squares



Nicholas Solid | Moonshine with etch-effect Glazed Sidepanel



Nicholas Centre | Blue | Reflections



Jamelia

If you are looking for a contemporary door, the Jamelia range is for you. With stunning European flair and elegant design, this range of doors will add a touch of class to any modern home.



Shown with
ColorLine
matching frame
See page 5

Jamelia Centre | Very Berry | Modena

Jamelia 4 Left | Azure | Reflections



Jamelia 4 Right | Diablo | Prairie



Jamelia 3 Left | Cotswold | Classic



Jamelia 3 Right | Golden Oak | Flair



Jamelia 4 Centre | Black | Matrix



Jamelia 4 Left Grooved | Anthracite | Tahoe Black



with complementary etch-effect Glazed Sidepanel



Shown with optional grooved door

Shown with Anthracite foiled frame

Jamelia 3 Centre | Moonshine | Kensington



Steadman

The inline slim glazing details on the Steadman door is inspired by the European door look.



Steadman | Clay | Reflections




Steadman | Stormy Seas | Kensington



Steadman | Very Berry | Flair



Steadman | Cotswold | Zinc Star



Steadman | Slate | Matrix



Steadman Grooved | Blue | Simplicity



Shown with optional grooved door

Ross

The facing curves of the glazing detail make a truly modern statement in the Ross door.



Shown with Chartwell foiled frame

Ross | Chartwell | Kensington


Ross | Anthracite | Reflections



Ross | Clay | Zinc Star



Ross | Moonshine | Prairie



Ross | Diablo | Matrix



Ross | Azure | Classic



Ross Grooved | Golden Oak | Kensington



Shown with optional grooved door

Urban

The Urban range of contemporary doors allows for a unique, clean, authentic style that's customised for each individual home. All styles use the unique Links 'smooth' door blank which are glazed using a brand new contemporary chamfered cassette system in a choice of either aluminium or colour-matched finishes.



Shown with
ColorLine
contrasting frame
See page 5

Urban Vilamoura | Slate | Murano Black




Urban Augusta Long | Very Berry | Etch Squares



Urban Augusta Long | Anthracite | Matrix



Urban Augusta | Blue | Kensington



Urban Augusta | Black | Tahoe Black



Urban Vilamoura | Slate | Millennium



Urban Oakmont | Cotswold | Tahoe Blue



Urban Oakmont | Anthracite | Montreal



Urban Seminole | Clay | Serenity



Urban Seminole | Stormy Seas | Matrix



Inox

Our Inox Doors incorporate finely grained 316 grade stainless steel glazing frames which, as well as adding a distinctive European flair, are guaranteed to keep their high shine and stunning looks for years to come. These Inox frames can be combined with a selection of beautiful, modern decorative glass options which complement the door style.



Shown with
ColorLine
matching frame
See page 5

Inox Barcelona | Azure | Cielo Blue



Inox Nice | Diablo | Tahoe Black



Inox Nice | Stormy Seas | Aspen



Inox Munich | Black | Murano Black



Inox Barcelona | Clay | Quartz



Inox Lyon | Very Berry | Tahoe



Inox Lyon | Slate | Roma



Inox Monaco | Blue | Linear



Inox Biarritz | Cotswold | Lindeza Blue



Inox Monaco | Anthracite | Etched Squares



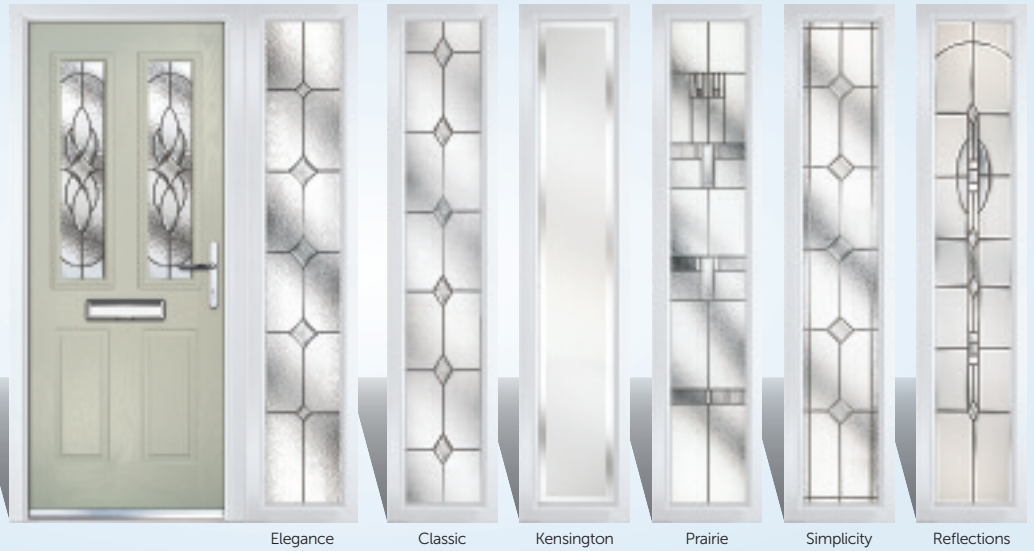
Shown with
ColorLine
matching frame
See page 5

Sidelight and Toplight Options

Custom Sidelights

These bespoke decorative glass ranges have been developed to allow the glass design you have chosen for your entrance door, to be carried across into your sidelight. Each design is individually created and manufactured to work beautifully with the door glass.

Due to the non-standard nature of these sidelights, extended manufacturing times are required.



Composite Sidelights

This range of decorative glass options can be incorporated into a side panel whose frame is manufactured to the same specification as your entrance door. Available in Classic, Elegance, Flair*, Kensington, Linear, Matrix, Modena*, Prairie, Reflections and Zinc Star* glass designs.



Complementary Side & Toplights

With our range of textured glass patterns, you can choose a texture to complement the glass design in your door.

Available for both sidelights and toplights.



- Glue Chip**
Complements:
> Elegance
> Simplicity
> Prairie
- Cotswold**
Complements:
> Matrix
- Stippolyte**
Complements:
> Classic
> Flair
> Zinc Star
- Satin**
Complements:
> Kensington
> Linear
> Modena
> Reflections


* Only available in Composite Half Panel

Decorative Glass Colour Options

Dorchester



Murano



Hardware Options



Pull Handle

Long satin handles available in the following sizes:
800mm
1000mm
1200mm
1800mm

Finishes Available:



* Only available in Chrome and Gold Finishes
** Available in White, Gold, Chrome and Black

Security Automatic Door Lock

The mechanical self-locking systems dispense without the need to actuate the central deadbolt by key. Whether for fire protection doors, panic doors, or applications in a private home - these systems provide a comfortable solution everywhere.


- Available in 35mm & 45mm backset
- Universal handing with changeable latch and dead latches
- Latchbolts secured against manipulation when door is closed
- Increased burglar protection with self-locking elements
- Suitable for use on FD30 doors, with fire testing certification
- Fully adjustable composite keeps with edge protection
- Fully enclosed lock cases for optimum protection of interior components




New Automatic Locking System

The new autoLock AV3 automatic multi-point locking system has a magnetic trigger in the frame. Two self-locking sturdy hooks provide security and two sealing elements ensure correct closure. An optional daytime release function can be integrated with easy one-handed operation or motorised release.


Tahoe



Cielo



Lindeza





**SOLID
SENSETM
RANGE**

